

# Rohani3- withFurkon2019\_Ambio.pdf

*by*

---

FILE	ROHANI3-WITHFURKON2019_AMBIO.PDF (1.1M)		
TIME SUBMITTED	15-MAY-2020 04:28AM (UTC+0700)	WORD COUNT	6572
SUBMISSION ID	1324431606	CHARACTER COUNT	35970



## RESEARCH ARTICLE

## Social-ecological drivers and dynamics of seagrass gleaning fisheries

Furkon, Natsir Nessa, Rohani Ambo-Rappe, Leanne Claire Cullen-Unsworth, Richard Kazimierz Frank Unsworth 

Received: 27 February 2019 / Revised: 16 July 2019 / Accepted: 17 September 2019

**Abstract** Invertebrate gleaning (walking) fisheries are common within intertidal seagrass meadows globally, contributing to the food supply of hundreds of millions of people, but understanding of these fisheries and their ecological drivers are extremely limited. The present study provides a unique analysis of these fisheries using a combined social and ecological approach. Catches contained 34 species and were dominated by Bivalves, Urchins and Gastropods. CPUE in all sites varied from 0.05 to 3 kg gleaner<sup>-1</sup> hr<sup>-1</sup>, respectively, with the majority of fishers being women and children. Landings were of major significance for local food supply and livelihoods at all sites. Local ecological knowledge suggests seagrass meadows are declining in line with other regional trends. Increasing seagrass density significantly and positively correlated with CPUE of the invertebrate gleaning ( $r = 0.830$ ) highlighting the importance of conserving these threatened habitats. Understanding the complexities of these fisheries, their supporting habitats and their sustainability is important for the support of sustainable coastal livelihoods.

**Keywords** Coastal zone · Gender · Indonesia · Invertebrates · Seagrass fisheries

### INTRODUCTION

Seagrasses are flowering plants that form ecologically important meadows supporting high biodiversity (Short et al. 2007). Seagrass meadows have a high economic

**Electronic supplementary material** The online version of this article (<https://doi.org/10.1007/s13280-019-01267-x>) contains supplementary material, which is available to authorized users.

value due to their productivity and the array of ecosystem services (ES) they provide (Costanza et al. 1997; Nordlund et al. 2017; Unsworth et al. 2019). Specifically, a key ES is the provision of shelter, food and nutrients to fish and invertebrate communities, including many species of value for commercial or subsistence fisheries (Unsworth and Cullen 2010; Unsworth et al. 2018).

The complex three-dimensional habitat that seagrasses create results in a diverse and complex food web containing an abundance of macro-invertebrates. Numerous studies have revealed that this animal abundance and diversity tends to be positively correlated with high seagrass density (Schneider and Mann 1991; Atrill et al. 2000; Unsworth et al. 2007). In addition, macro-invertebrates tend to be more abundant in closed canopy meadows (high seagrass leaf biomass) than open canopy meadows (Vonk et al. 2010). As a result of the high animal abundance and diversity they support, these seagrass meadows create globally important fishing habitats (Nordlund et al. 2018). Coastal seagrass meadows also create excellent fishing habitat because they are generally easy to access, particularly areas that are intertidal (Unsworth and Cullen 2010), and as such these ecosystems are highly exploited by potentially many millions of people globally. Their soft sediment habitat also requires limited gear to exploit, such as small metal tools and buckets.

Gleaning (small-scale collection of invertebrates or other animals from the substrate, usually by hand or with limited, simple gear) has been an important and popular fishing method in intertidal areas from prehistoric times to the present day, due to the easy accessibility of the intertidal zone especially during low tide (Hockey and Bosman 1986; Hockey et al. 1988; Dye et al. 1997; del Norte-Campos et al. 2006). Gleaning can take place in many shallow coastal ecosystems, including reef flats, mud flats,

sandy or rocky areas, mangroves and seagrass beds (Nieves et al. 2010). The nature of these fisheries dictates that they are likely characterized by people of low economic activity and provide resources upon which people depend. As a result, these fisheries have a potentially major role in providing food security (Nordlund et al. 2018).

While gleaning is known to be a common human activity in seagrass meadows (Nordlund et al. 2018), there is a lack of specific and detailed information on the intricacies of these invertebrate fisheries which are embedded within complex social-ecological systems (Cullen-Unsworth et al. 2013). In other ecosystems, for example, coral reefs in southern Indonesia, gleaning has been found to result in damage to the coral communities (Tania et al. 2014), however, knowledge on gleaning impacts is limited in a seagrass context. Understanding the complexities of these fisheries, their role in facilitating food security, their drivers and their sustainability is important for the support of effective conservation and for maintaining coastal livelihoods.

The aim of this study was to characterize invertebrate gleaning fisheries in tropical seagrass beds. The study in a region of SE Asia focused on production (species composition, catch volume, CPUE) as well as seagrass condition its relationship with gleaning production. In addition, this study examined the importance of gleaning to coastal communities, both in general and from a gender perspective.

## MATERIALS AND METHODS

### Study sites

This study was conducted from March 2016 to September 2017 in the intertidal seagrass areas of seven villages around the Island of Sulawesi in Eastern Indonesia. There were five villages spread across the Wakatobi National Park in Southeast Sulawesi (Numana, Mandatti 1, Sama Bahari, Horuo and Mantigola) and two villages in South Sulawesi (Laikang Village and Buki Village) (Fig. 1). All seagrass gleaning areas were fully exposed during low tides and inundated at high tide, although at some sites the seagrass areas extended seawards beyond the intertidal zone. These study sites were chosen due to the presence of extensive seagrass and the known occurrence of intertidal gleaning activity (Table 1).

### Data collection on gleaning activity

Profiles of invertebrate gleaning were constructed based on field surveys, questionnaires and informal interviews with

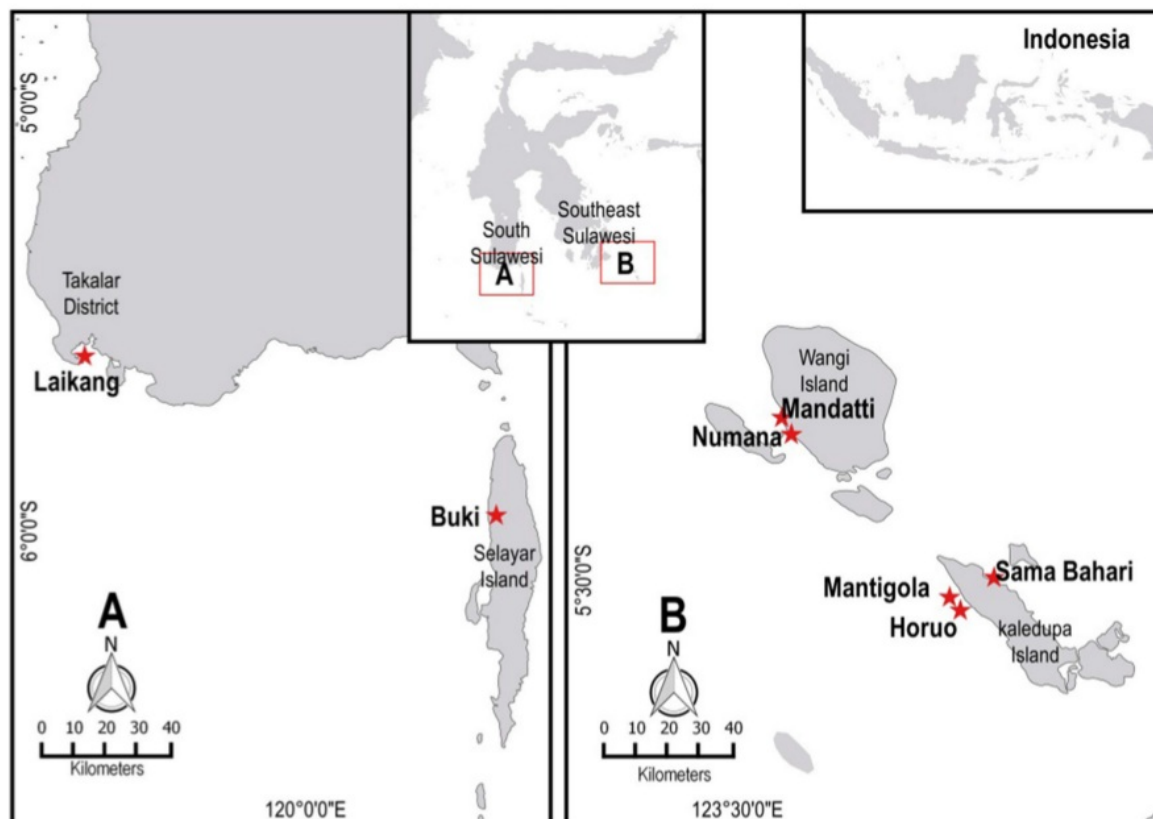
gleaners. Interviews were used to collect data on gleaners (gleaner profiles), invertebrate gleaning methods and gleaner perceptions regarding seagrass meadows (Tables S1 and S2). Gleaner perception data were collected to determine gleaner knowledge regarding the relationships between gleaning activity, animal abundance and seagrass condition. Invertebrate gleaning activities involved both adults and children.

All interviews were semi-quantitative using a variation of a questionnaire previously used in some of these locations (Unsworth et al. 2014) that had been trialled throughout a range of projects (Cullen-Unsworth et al. 2011). Gleaners in the field were sampled haphazardly as we met them. We surveyed and interviewed as many as was possible at all sites. A total of 106 gleaners were interviewed randomly across the study sites (Tables S1 and S2). This is an unbalanced design with respect to numbers of villages, the unbalanced design is a reflection of the ease with which it was possible to interview people as this can vary between sites based on site access and as a result of fishers interest and disinterest in our work. An estimation of the total number of gleaners was obtained through interviews in the field with village elders of leaders.

The field survey on gleaning activity was conducted by accompanying the gleaners for 2–4 h in the field as they collected their catch, this allowed for direct observation of their target fauna, their locality of collection within the seagrass. The gleaners in a given area usually worked in a group and pooled their catches at the end. The number of gleaners and the total time they spent gleaning were recorded allowing us to calculate CPUE as a measure of people collecting per unit hour. Species, abundance and catch weight (kg) were also recorded by the taxonomic group for each group of gleaners. Each animal was identified to the lowest possible taxonomic level, and reference specimens were collected in order to confirm identifications using FAO (1978), Indonesian Shell II (Hemmen 1992), sealifebase.org and gastropods.com.

### Seagrass diversity and cover

Seagrass species composition and cover (%) were estimated using a systematic sampling method according to English et al. (1994). Three 100 m line transects were placed perpendicular to the shoreline at each site, 50 m apart. Ten quadrats (50 cm × 50 cm) were deployed along each line transect at 10 m intervals. Within each quadrat, seagrass (%) cover and species composition were determined. Dominancy of each species was estimated based on the coverage (%) of each species in each transect quadrat (Rahmawati et al. 2014).



**Fig. 1** Location of the seven invertebrate gleaning study sites in South and Southeast Sulawesi, Indonesia. Study sites are Laikang and Buki from South Sulawesi and Numana, Mandatti, Sama Bahari, Mantigola and Horuo from Southeast Sulawesi. Invertebrate gleaning conducted at all sites

**Table 1** Summary characteristics of seven seagrass invertebrate gleaning study sites in SE and South Sulawesi, Indonesia. The villages included four main ethnic groups: Selayar (Buki Village), Makassar (Laikang Village), Wanci (Numana and Mandatti 1 Villages) and Bajo (Sama Bahari, Horuo and Mantigola Villages)

Location		Size (m <sup>2</sup> )	Status	Anthropogenic activities	Substrate
District	Village				
Selayar Island	Buki	54 200	Unregulated	Gleaning activities, boat mooring, set net fishing area, close to coastal villages	Seagrass meadow, sandy
Takalar	Laikang	78 740	Unregulated	Gleaning activities, boat mooring, garbage disposal areas, close to coastal villages, walking area of seaweed farmer	Seagrass meadow, sandy, muddy, rocky, close to mangrove
Wakatobi	Numana	56 430	Local use zone <sup>a</sup> (limited traditional utilization by the local community)	Gleaning activities, boat mooring, close to coastal villages	Seagrass meadows, sandy
	Mandatti 1	129 600		Gleaning activities, boat mooring, close to harbour	
	Sama Bahari	7180		Set net fishing area	
	Horuo	1340		Gleaning activities, boat mooring, close to coastal villages	
	Mantigola	1340		Gleaning activities, boat mooring, close to coastal villages	

<sup>a</sup>Forestry Ministry Regulation No. p/56, 2006

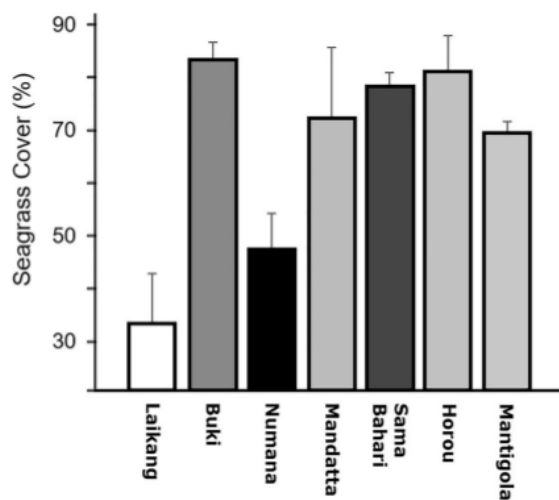
## Data analysis

Data were tabulated and summarized to produce mean values (with standard deviation) and CPUE (kg gleaner<sup>-1</sup> h<sup>-1</sup>). The invertebrate gleaning profiles were analysed descriptively, while between village differences in species richness, animal abundance and catch weight were analysed using One Way Analysis of Variance (ANOVA). Significance was evaluated at the 95% confidence level ( $\alpha = 0.05$ ). Correlations between seagrass cover (%) and invertebrate variable (CPUE) across the sites were estimated using Pearson correlation coefficient ( $r$ ) using SPSS (version 16.0). In order to further elucidate differences in species assemblages between gleaners and between sites, multivariate analysis with non-metric multidimensional scaling (nMDS) was applied in PRIMER© 6.0 (Clark and Gorley 2006).

## RESULTS

### Gleaning habitat

Seagrass was the dominant habitat type at all sites but species composition and cover varied between sites (Fig. 2). Buki Village had the highest average seagrass cover (83.3%), while Laikang (35%) had the lowest seagrass cover. Then seagrass cover in Numana (47.5%), Mandatti 1 (72.4%), Sama Bahari (78.2%), Horuo (81.1%) and Mantigola (69.4%). Six seagrass species were identified; *Enhalus acoroides*, *Thalassia hemprichii*, *Cyamodocea serrulata*, *Cyamodocea rotundata*, *Halodule*



**Fig. 2** Mean ( $\pm$  SD) seagrass percent cover across seven villages in Sulawesi, Indonesia

19

*uninervis*, *Halophila ovalis* and *Syringodium isoetifolium*. *Thalassia hemprichii* was the most dominant species at all sites except Laikang.

### Fisher profiles

Women comprised the largest group of gleaners at all sites (52%), followed by children (31%), while men comprised less than a fifth of all gleaners (17%) (see Appendix) (see Fig. 3). The male gleaners predominantly considered themselves as fishers (11.3%). The non-fishers (88.7%) described their employment status as housewives ( $n = 31$ ), working in or running small businesses ( $n = 10$ ), farmers ( $n = 3$ ), freelance ( $n = 6$ ), teachers ( $n = 2$ ), students ( $n = 37$ ), unemployed ( $n = 4$ ) and civil servants ( $n = 1$ ) (Fig. S1).

Gleaning in Laikang Village was divided into two types, general and specific. General gleaning was called *mattude* in the local language; mostly conducted during the day, all edible species found would be collected. The gleaners only used their bare hands, with plastic bags or buckets in which to put the harvest. Specific gleaning was mostly conducted during the night, and crabs were the only target species; gleaners used additional tools such as gloves and a torch or headlamp.

Gleaning activities in Buki and Sama Bahari villages were limited to general gleaning (locally called *ngatti-ngatti*). The gleaners collected all edible animals found, using tools such as a machete or a spear. Gleaning was common in the Wakatobi Archipelago, where local names for gleaning activities included *meti-meti* and *tunga* in Wangi-Wangi Island, and *nubba* in the Bajo (sea gypsy) communities of Kaledupa Island (Sama Bahari, Horuo and Mantigola Village). All gleaning activities in Wakatobi were of the general gleaning type.

Gleaners in Buki and Sama Bahari villages mostly preferred to glean as individuals, while at the other five sites most gleaners preferred to work in groups. The majority of gleaners were indigenous to the village where they conducted their gleaning activities, with the exception of Buki, where half of the gleaners came from outside the village.

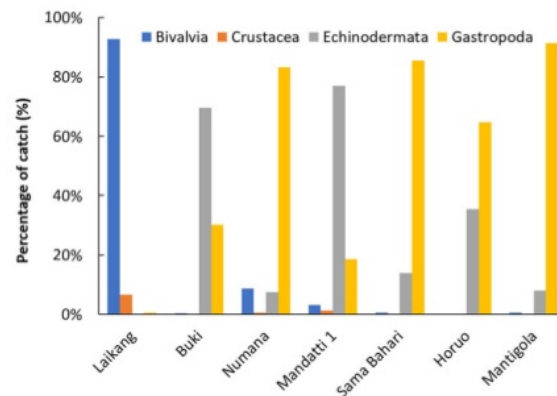
The utilization of the gleaning catch was similar at six of the sites, where gleaning was primarily for food (subsistence fishing), although some of the catch was also sold to obtain cash income in the two South Sulawesi sites (Buki and Laikang). The exception was Sama Bahari Village in the Wakatobi Islands where gleaning was primarily an income-earning activity, with the majority of gleaners (71%) selling their catch (Fig. S1).



**Fig. 3** Example gleaning activity on seagrass from throughout SE Sulawesi, Indonesia (Photos: Authors Furkon & Cullen-Unsworth)

### Species composition of catch

The catch composition recorded during the field survey varied between sites both in terms of the species collected and the number of individuals of each species (Table S3). However, the catch tended to be dominated by three major taxonomic groups: the bivalves (*Gafrarium tumidum*), gastropods (*Canarium urceus*) and echinoderms (*Tripneustes gratilla*), with some crustaceans (*Thalamita sima*) (Fig. 4). The most commonly collected species was *Gafrarium tumidum*. *Anadara antique*, *Gafrarium tumidum* and *Tripneustes gratilla* were the species that were collected commercially. In Laikang, nine species were collected; the most common taxonomic group was bivalves (92.7%), dominated by tumid venus (*Gafrarium tumidum*) (local name *tude kapala bibir*) and asiatic hard clam (*Sinanodonta woodiana*) (local name *tude laccu*). In Buki, 16 species were collected dominated by echinoderms (69.5%), especially *Tripneustes gratilla* (local name *tie-tie*) and *Salmacis sphaeroides* (local name *tie-tie kalubinting*). In Numana, out of 1880 animals collected, 83.2% were gastropods (dominated by *Canarium urceus*). Echinoderms (77.1%) were the dominant taxon in Mandatti 1 (especially *Tripneustes gratilla* with 289 animals), while gastropods were the most commonly collected taxonomic group in Sama Bahari (85.6%, predominantly *Conomurex luhuanus* with 1300 individual), Horuo and Mantigola (64.62% and



**Fig. 4** The catch composition (%) during invertebrate gleaning in seagrass at seven villages in Sulawesi, Indonesia

91.41%, respectively, dominated by *Canarium urceus* with 410 and 1563 animals collected, respectively).

### Seasonality

Data collection was spread in an unbalanced design across two seasons (intermonsoon 1 (west to east) and east monsoon) as it was not possible to assess all sites during one season. Laikang, Buki, Numana and Mandatti 1 are included in the Intermonsoon 1 (March–April), while Sama Bahari, Horuo and Mantigola are in East Monsoon (May).

Species richness, animal abundance, total catch and number of gleaners tend to be higher in intermonsoon 1 than east monsoon (Fig. 2).

**Community composition of catch**

The analysis of invertebrate catch structure included measures of species richness, animal abundance and catch weight, showed that structure varied between and within sites (Table 2). Species richness ( $p = 0.03$ ) and catch weight ( $p = 0.011$ ) were significantly different between sites ( $p < 0.05$ ). Mean invertebrate species richness was higher in Buki Village (16 species) than at any other site (Fig. 5a), specifically with Laikang, Sama Bahari, Horuo and Mantigola. Mean catch weight was also highest (30.07 kg) in Buki Village (Fig. 5c), however, significant differences ( $p < 0.05$ ) were found between Buki, Mandatti 1, Horuo and Mantigola sites. Mean animal abundance was highest in Laikang Village (882 individuals, all species combined) (Fig. 5b), however, the between-site differences were not significant (at  $\alpha = 0.05$ ).

The multivariate nMDS ordination indicated a distinct separation of invertebrate community structure both between and within the seven sites (Fig. 6). The significance level of this separation was confirmed by an ANOSIM based on animal abundance ( $R = 0.826$ ,  $p < 0.001$ ), and catch weight ( $R = 0.804$ ,  $p < 0.001$ ).

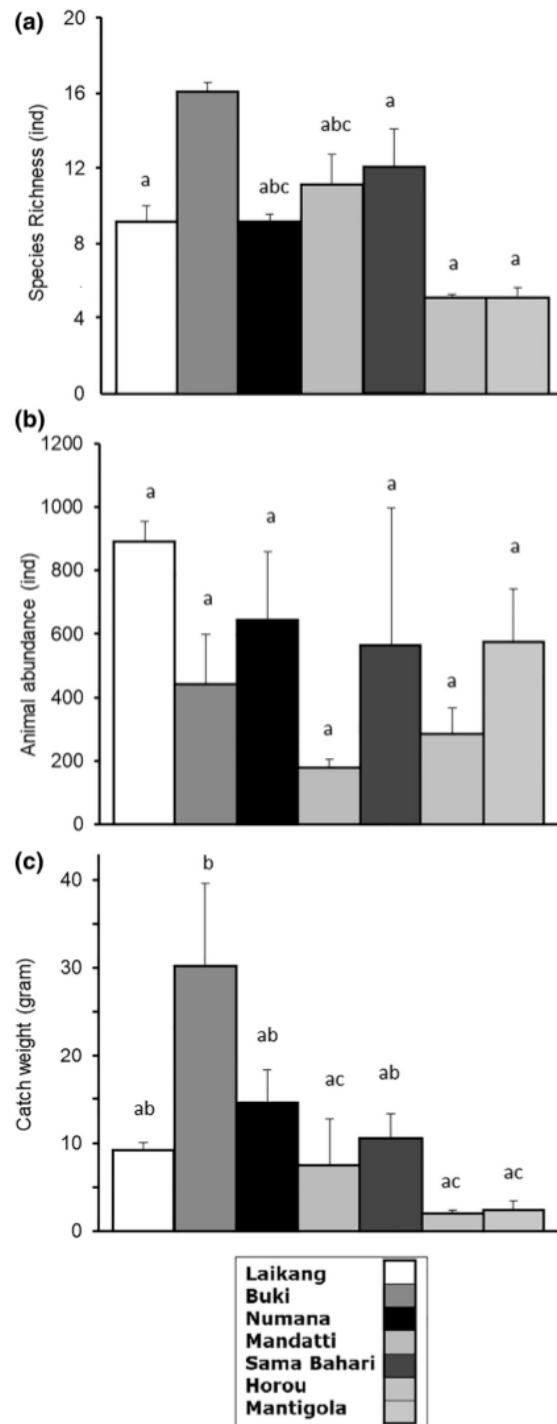
In Laikang, general and specific gleaning were analysed separately. The gleaners ( $N = 106$ ) typically spent 2 to 4 h gleaning, at all sites. The total catch volume, volume gleaner<sup>-1</sup> and CPUE were highest in Buki and lowest in Laikang.

**Seagrass as a gleaning habitat**

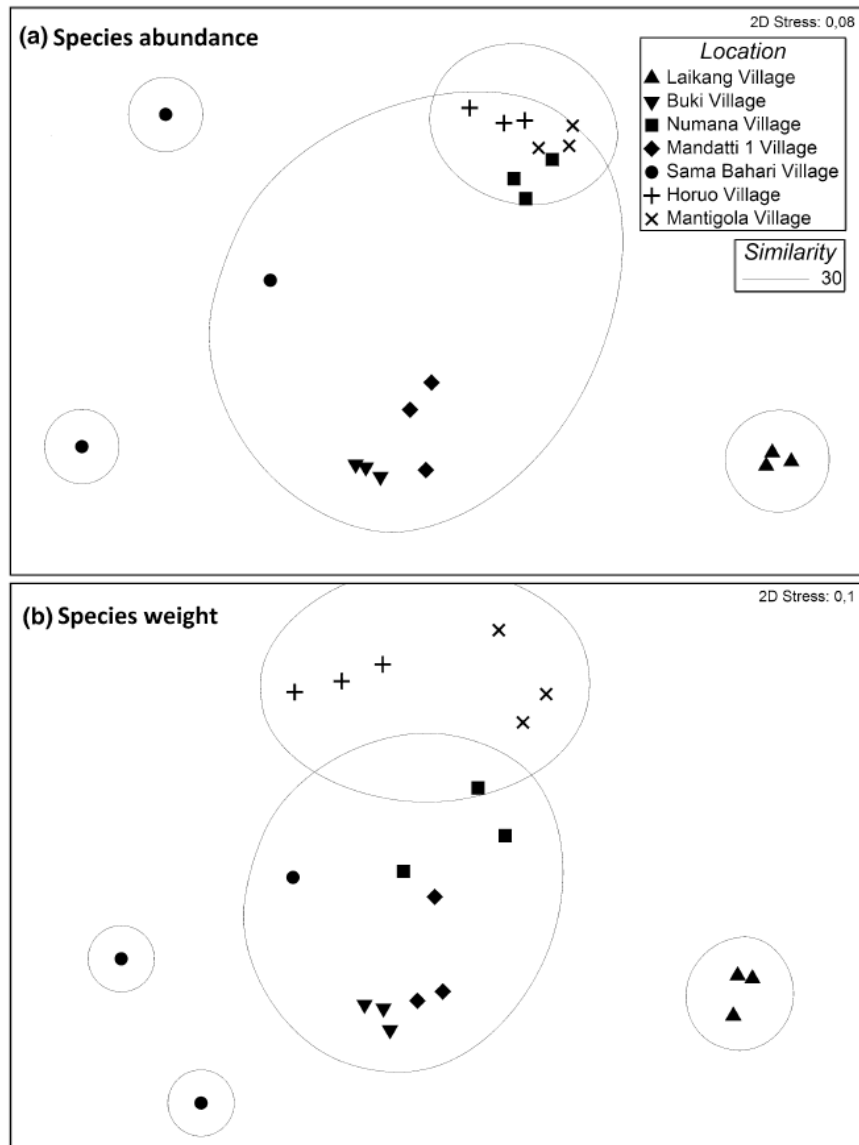
Overall, the majority of gleaners considered that gleaning activities damage the seagrass meadows by trampling. Just

**Table 2** Analysis of Variance table. Examining differences in species richness, animal abundance and catch weight of gleaning fisheries within and between seven villages in Sulawesi, Indonesia

Source of variance	df	Mean square	F	P
Species richness	Between groups	6 23.5	5.885	0.003
	Within groups	14 4.0		
	Total	20		
Animal abundance	Between groups	6 167 431.4	1.273	0.330
	Within groups	14 131 477.9		
	Total	20		
Catch weight	Between groups	6 2.766E8	4.369	0.011
	Within groups	14 6.331E7		
	Total	20		



**Fig. 5** Mean ( $\pm$  SD) catch characteristics **a** Species richness, **b** Animal abundance and **c** Catch weight for invertebrate collected by gleaners in seagrass at seven villages in Sulawesi, Indonesia. Superscripts a–c are significantly different ( $p < 0.05$ )



**Fig. 6** Non-metric MDS scaling configuration with superimposed Bray–Curtis similarity clusters at the 30% level for comparisons of **a** animal abundance and **b** catch weight between from invertebrate gleaning catches on seagrass at seven sites throughout Sulawesi, Indonesia

over half of the gleaners (51%) considered that gleaning production was related to the condition of the seagrass meadows, while 6% were unsure and almost half of gleaners (43%) did not think there was a correlation. Our gleaning landing data linked to our habitat data find that CPUE (Catch Per Unit Effort) (Table 3) of invertebrate gleaning in seagrass meadows is significantly and positively correlated with seagrass cover across all sites (Pearson correlation,  $r = 0.83$ ,  $p = 0.021$ ) (Fig. 7).

## DISCUSSION

The present study provides the first quantitative catch evidence documenting the widespread extent and importance of gleaning activities in seagrass for food supply in SE Asia.

This study provides novel correlative evidence supported by Local Ecological Knowledge (LEK) that increasing seagrass density and condition supports a more

**Table 3** Invertebrate gleaning production ( $\pm$  Standard Deviation) for general gleaning (day) and specific gleaning (night) within seven villages of the Southern Sulawesi. Studies conducted from March 2016–September 2017

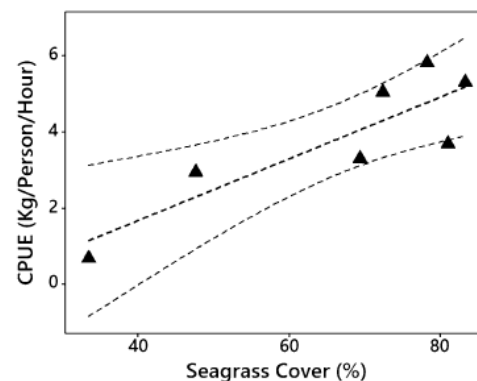
Village	Type	Intensity (hour)	Number of gleaners	Total catch volume (kg)	Catch volume per gleaner (kg)	CPUE (kg gleaner <sup>-1</sup> h <sup>-1</sup> )
Laikang	General	3	21	27.04 $\pm$ 1.7	1.29 $\pm$ 0.3	0.43 $\pm$ 0.1
	Specific	2	8	3.06 $\pm$ 1.2	0.38 $\pm$ 0.03	0.05 $\pm$ 0.02
Buki	General	2	16	93.33 $\pm$ 17.3	5.83 $\pm$ 0.2	2.92 $\pm$ 0.6
Numana	General	2	15	37.98 $\pm$ 8.3	2.53 $\pm$ 0.4	1.27 $\pm$ 0.2
Mandatti 1	General	2	12	54.79 $\pm$ 4.8	4.56 $\pm$ 2.3	2.28 $\pm$ 1.1
Sama Bahari	General	4	14	77.07 $\pm$ 22.4	5.50 $\pm$ 3.1	1.38 $\pm$ 0.2
Horuo	General	2	11	41.90 $\pm$ 7.8	3.81 $\pm$ 0.3	1.90 $\pm$ 0.3
Mantigola	General	2	9	28.26 $\pm$ 0.7	3.14 $\pm$ 0.8	1.57 $\pm$ 0.3
Total		19	106	363.43 $\pm$ 64.2		
Average		2.37	13.25	45.43 $\pm$ 8.02	3.38 $\pm$ 0.93	1.48 $\pm$ 0.35

productive fishery highlighting the need to protect these threatened systems (Unsworth et al. 2018). By bringing together LEK with in field ecological and fisheries data we've been able to more fully understand the status, threats and changes to these fisheries as LEK is known to be strong in this region (Pilgrim et al. 2008) (Fig. 3).

Gleaning fisheries were split into two main forms, general and targeted "specific" gleaning for commercial species. General gleaning for food supply was present in all sites; however at some locations targeted (species specific) gleaning was also conducted. Previous studies in other parts of the Indo-Pacific have documented similar patterns (del Norte-Campos et al. 2006).

Gender was a major factor defining these fisheries with women comprised the majority of general gleaners, outnumbering children and men combined. This provides further evidence to a growing wealth of literature highlighting the important role of women in coastal community provisioning throughout the tropics (Jiddawi and Ohman 2002; Al Rashdi and McClean 2014; Kleiber et al. 2014). Women are found to use gleaning and other nearshore fishing activity as a means of providing protein in household diets, as well as in some cases contributing to household income through the sale of their catch (general and specific gleaning). In many locations, women tend to have a higher level of participation in coastal resources utilization compared to men, particularly for gleaning activities (de la Torre-Castro et al. 2017).

Gleaning at all sites was mostly conducted as a source of food (subsistence). However, at one of the Bajawa (sea gypsy) villages, most gleaners viewed their catch as a source of income rather than as a source of food. In the late 1990s, a gleaning fishery for sea cucumbers and other invertebrates, involving mainly women and children as in this study, was one source of income for the communities in this and other nearby villages (Moore 1998). These findings may reflect a



**Fig. 7** Correlation (showing 95 CI) between seagrass cover and CPUE of invertebrate gleaning landings across seven seagrass sites in Sulawesi, Indonesia. Regression lines:  $R^2 = 0.83$ ,  $p = 0.021$

need for the mostly landless indigenous Bajo communities to trade to obtain vegetables and rice (or cassava), due to their limited access to land to grow to produce (Cullen-Unsworth et al. 2007).

Most gleaning was conducted at a local level close to gleaners homes, with few outsiders taking part. Gleaners targeted seagrass areas as places to collect the highest abundance of invertebrates. This preference for seagrass is similar to other case studies, where gleaners chose areas with high percentage of seagrass cover as the best places to harvest invertebrates (Nordlund et al. 2010). Thirty-four invertebrate species were recorded in gleaning catches, with substantial variation in species abundance and diversity between seagrass areas. Bivalves, echinoderms and gastropods dominated the invertebrate gleaning catch at all sites; this is not surprising, as the sites offer suitable habitat for these burrowing and suspension-feeding species. Furthermore, bivalves, crustaceans and gastropods are widely

reported as animals associated with seagrass meadows (Duarte 2002; Nordlund and Gullstrom 2013; Libres 2015), as are some echinoderms, including *Tripneustes sp.* (Nordlund et al. 2010). Bivalves, in particular, have been reported as comprising a significant proportion of seagrass gleaning catches in other countries, including the Philippines (del Norte-Campos et al. 2006; Nieves et al. 2010) and Mozambique (Nordlund and Gullstrom 2013).

We hypothesize from our findings that selective gleaning, habitat type and habitat structure are major contributory factors to the dominant catch species at each site and the overall catch abundance. This hypothesis is based on the observed significant correlation between seagrass cover and CPUE of these gleaning fisheries, and supported by strong Local Ecological Knowledge (LEK). For example, the tumid venus clam (*Gafrarium tumidum*) was the dominant species, comprising nearly 90% of the catches at one particular locality; while possibly be due to gleaner preference, this dominance could well be a result of the presence of sandy and muddy substrate adjacent to mangrove stands, similar to the habitat of this bivalve in New Caledonia (Baron and Clavier 1992). The sites where the urchin (*Tripneustes gratilla*) was the main target species had the highest percentage cover of seagrass (> 80%). The high abundance of this urchin may reflect known positive correlations between seagrass health and *T. gratilla* abundance (Yonk et al. 2008; Lyimo et al. 2011; Silahooy et al. 2013). Habitat structure and composition are considered to be the primary factors influencing the dominance of *Canarium urceus* (Levinton 2009), which favours muddy and sandy areas (Won et al. 2012) with seagrass and algae cover (Vroom and Braun 2010; Superales et al. 2016). This gastropod was the dominant species collected at three sites where the observed characteristics of seagrass meadows used for gleaning correspond to the reported habitat preferences of *C. urceus*.

The present research indicates that species diversity in gleaning catches might also be related to habitat structure. The highest number of species (16) was collected where seagrass cover was also highest. Conversely, the number of species collected was lowest (5) in Mantigola, with the second lowest seagrass cover. This is in line with findings that healthy seagrass meadows sustain higher species richness than unvegetated habitats (Edgar 1990; Bostrom and Bonsdorff 1994), and that species number can be significantly higher in areas with high seagrass cover than in those with low seagrass cover (McCloskey and Unsworth 2015).

Our observed correlation between seagrass cover and CPUE supports the theory that increasing seagrass habitat complexity and resources support more abundant and diverse fauna worldwide (McCloskey and Unsworth 2015). Variations in average seagrass cover might be related to

several anthropogenic activities. For example, at the site in South Sulawesi (Laikang) where the seagrass cover was lowest, general gleaning production and CPUE for general and specific gleaning combined were also low while both gleaning effort and other anthropogenic impacts were high. Potentially damaging activities other than invertebrate gleaning included boat mooring, garbage disposal and trampling by seaweed farmers. There exists increasing evidence that such damaging activities are widespread throughout the Indonesian archipelago (Unsworth et al. 2018). Our data indicate that this loss may be having major negative impacts upon the nation's intertidal invertebrate fisheries. Eckrich and Holmquist (2000) found that *Thalassia testudinum* beds experienced reductions in seagrass cover and animal density due to trampling activities on these seagrass beds. Nordlund et al. (2010) reported that increases in the number of invertebrate gleaners caused declines in seagrass health and gleaning production.

The present assessment provides the first quantitative assessment of seagrass gleaning fisheries in the SE Asia; given the extensive nature of this activity, and the clear links between seagrass gleaning fisheries, human livelihoods and poverty, a more detailed understanding is required. This sort of widespread fishery is too big to ignore, not just in Indonesia but across the region. Our current dataset requires expansion through time and space to elicit the drivers of the productivity of these fisheries.

## CONCLUSION

Invertebrate gleaning is an important fishing activity for coastal communities in SE Asia providing a source of food and livelihood income. In the present study, we find evidence for the value of seagrass in supporting these fisheries and the negative effect of declining seagrass habitat on fishery productivity. Importantly women were found to be the dominant group leading this fishing activity, supporting the growing wealth of literature recommending the greater inclusion of women into fisheries management. Given the increasing loss of seagrass meadows throughout the region, our study highlights why such losses may be having major negative effects upon the regions' fisheries.

**Acknowledgements** This work was fully funded by the Higher Education-Research and Technology Ministry of Indonesia (Kementerian-Dikti) PMDSU contract number 132/SP2H/LT/DRPM/IV/2017. Invertebrate gleaning sampling assistance was provided by Alin, Benjo, Musdalifa, Suci Rahmadani, Arwan Arif Rahman, Jamaluddin, Irmawan, Kasmin, Tarsan and Yazid Ridla. Mrs. Abigail Moore and Mrs. Christine Sur kindly discussed and provided additional guidance with the manuscript revision. We also thank the gleaners of Laikang, Buki, Numana, Mandatti 1, Sama Bahari, Horuo and Mantigola Village.

**Open Access** This article is distributed under the terms of the Creative Commons Attribution 4.0 International License (<http://creativecommons.org/licenses/by/4.0/>), which permits unrestricted use, distribution, and reproduction in any medium, provided you give appropriate credit to the original author(s) and the source, provide a link to the Creative Commons license, and indicate if changes were made.

## REFERENCES

- Al Rashdi, K.M., and E. McClean. 2014. Contribution of small-scale fisheries to the livelihoods of Omani Women: A case study of the Al Wusta Governorate. *Asian Fisheries Science Special Issue 27S*: 135–149.
- Atrill, M.J., J.A. Strong, and A.A. Rowden. 2000. Are macroinvertebrate communities influenced by seagrass structural complexity? *Ecography* 23: 114–121.
- Baron, J., and J. Clavier. 1992. Estimation of soft bottom intertidal bivalve stocks on the southern west coast of New Caledonia. *Aquatic Living Resources* 5: 99–105.
- Bostrom, C., and E. Bonsdorff. 1997. Community structure and spatial variation of benthic invertebrates associated with *Zostera marina* (L.) beds in SW Finland. *Journal of Sea Research* 37: 153–166.
- Clark, K.R., and R.N. Gorley. 2006. *PRIMER v6: User Manual/Tutorial*. Plymouth: PRIMER-E.
- Costanza, R., R. d'Arge, R. de Groot, S. Farber, M. Grasso, B. Hannon, K. Limburg, S. Naeem, et al. 1997. The value of the world's ecosystem services and natural capital. *Nature* 387: 253–260.
- Cullen-Unsworth, L.C., L.M. Nordlund, J. Paddock, and S. Baker. 2013. Seagrass meadows globally as a coupled social-ecological system: Implications for human wellbeing. *Marine Pollution Bulletin*. <https://doi.org/10.1016/j.marpolbul.2013.06.001>.
- Cullen-Unsworth, L.C., J. Pretty, and D.J. Smith. 2011. Developing community-derived indicators of economic status in the coral triangle: A management support tool. *Ocean and Coastal Management* 54: 446–454.
- De la Torre-Castro, M., S. Froeklin, S. Borjesson, J. Okupnik, and N.S. Jiddawi. 2017. Gender analysis for better coastal management—increasing our understanding of social-ecological seascapes. *Marine Policy* 83: 62–74.
- del Norte-Campos, A.G.C., W.L. Campos, and K.A. Villarta. 2006. A survey of macro-invertebrate gleaning in the banate bay intertidal area. *Eastern Panay Island. Science Diliman* 17: 11–20.
- Duarte, C.M. 2002. The future of seagrass meadows. *Environmental Conservation* 29: 192–206.
- Dye, A.H., T.A. Lasiak, and S. Gabula. 1997. Recovery and recruitment of the brown mussel, *Pemaperma* (L.), in Transkei: Implications for management. *South African Journal of Zoology* 32: 118–123.
- Eckrich, C.E., and J.G. Holmquist. 2000. Trampling in a seagrass assemblage: Direct effects, response of associated fauna, and the role of substrate characteristics. *Marine Ecology Progress Series* 201: 199–209.
- Edgar, G.J. 1990. The influence of plant structure on the species richness, biomass and secondary production of macrofaunal assemblages associated with Western Australian seagrass beds. *Journal of Experimental Marine Biology and Ecology* 137: 215–240.
- English, S., C. Wilkinson, and V. Baker. 1994. *Survey Manual for Tropical Marine Resources*. Townsville: Australian Institute of Marine Science.
- FAO (Food and Agriculture Organization). 1978. *FAO Species Identification Guide for Fishery Purposes. The Living Marine Resources of the Western Pacific, vol. 1 (Seaweeds, Corals, Bivalves, and Gastropods)*, 123–646 pp, and *vol. 2 (Cephalopods, Crustaceans, Holothurians & Sharks)*, ed. K.E. Carpenter., and V.H. Niem, 1045–1154 pp. FAO, Rome.
- Hemmen, V.C. 1992. *Indonesian Shell II. Translated by B. Dharma*. Wiesbaden: Germany Library.
- Hockey, P.A.R., and A.L. Bosman. 1986. Man as an intertidal predator in Transkei: Disturbance, community convergence and management of a natural food resource. *Oikos Journal* 46: 3–14.
- Hockey, P.A.R., A.L. Bosman, and W.R. Siegfried. 1988. Patterns and correlates of shellfish exploitation by coastal people in Transkei: An enigma of protein production. *Journal Application Ecology* 25: 353–363.
- Jiddawi, N.S., and M.S. Ohman. 2002. Marine fisheries in Tanzania. *Ambio* 31: 518–527.
- Kleiber, D., L.M. Harris, and A.C.J. Vincent. 2014. Improving fisheries estimates by including women's catch in the Central Philippines. *Canadian Journal Fisheries and Aquatic Science* 71: 656–664.
- Levinton, J. 2009. *Marine biology: Function, biodiversity, ecology*, 3rd ed. New York: Oxford University Press.
- Libres, M.C. 2015. Species diversity of macro-benthic invertebrates in mangrove and seagrass ecosystems of Eastern Bohol, Philippines. *Asia Pacific Journal of Multidisciplinary Research* 3: 128–134.
- Lyimo, T.J., F. Mamboya, M. Hamisi, and C. Lugomela. 2011. Food preference of the sea urchin *Tripneustes gratilla* (Linnaeus, 1758) in tropical seagrass habitats at Dar es Salaam, Tanzania. *Journal of Ecology and the Natural Environment* 3: 415–425.
- McCloskey, M.R., and R.K.F. Unsworth. 2015. Decreasing seagrass density negatively influences associated fauna. *PeerJ* 3: e1053. <https://doi.org/10.7717/peerj.1053>.
- Moore, A. 1998. Preliminary notes on the exploitation of holothurians in the new Wakatobi Marine National Park, Sulawesi, Indonesia. *Beche de Mer Information Bulletin* 10: 31–33.
- Nieves, P.M., S.C. de Jesus, A.M.B. Macale, and J.M.D. Pelea. 2010. An assessment of macro-invertebrate gleaning in fisheries on the albay side of lagonoy gulf. *Kuroshio Science* 4: 27–35.
- Nordlund, L., J. Erlandsson, M. de la Torre-Castro, and N. Jiddawi. 2010. Changes in an East African social-ecological seagrass system: Invertebrate harvesting affecting species composition and local livelihood. *Aquatic Living Resources* 23: 399–416.
- Nordlund, L.M., and M. Gullstrom. 2013. Biodiversity loss in seagrass meadows due to local invertebrate fisheries and harbour activities. *Estuarine, Coastal and Shelf Science* 135: 231–240.
- Nordlund, L.M., N. Hedberg, K. von Schreeb, S. Charisiadou, N.S. Jiddawi, and M. Tedengren. 2018. Habitat preference for seaweed farming—a case study from Zanzibar, Tanzania. *Ocean Coast Management* 154: 186–195.
- Nordlund, L.M., R.K.F. Unsworth, M. Gullstrom, and L.C. Cullen-Unsworth. 2017. Global significance of seagrass fishery activity. *Fish and Fisheries* 2017: 1–14.
- Pilgrim, S.E., L.C. Cullen, D.J. Smith, and J. Pretty. 2008. Ecological knowledge is lost in wealthier communities and countries. *Environmental Science and Technology* 42: 1004–1009.
- Rahmawati, S., I.H. Supriyadi, M.H. Azkab, and W. Kiswara. 2014. *Guidelines to seagrass monitoring*. Jakarta (in Indonesia): COREMAP CTI LIPI.
- Regulation of the Republic of Indonesia Forestry Ministry No. P/56/2006 on Guidance of Wakatobi National Park Zone (in Indonesia).

- Schneider, F.I., and K.H. Mann. 1991. Species specific relationship of invertebrates to vegetation in a seagrass bed. I. Correlational studies. *Journal of Experimental Marine Biology and Ecology* 145: 101–117.
- Short, T., T. Carruthers, W. Dennison, and M. Waycott. 2007. Global seagrass distribution and diversity: A bioregional model. *Journal of Experimental Marine Biology and Ecology* 350: 3–20.
- Silahoo, V.B., A.H. Toha, L. Hakim, and L. Widodo. 2013. Spatial distribution of *Tripneustes gratilla* on Ambon Island. *The Journal of Tropical Life Science* 3: 177–181.
- Superales, J.B., J.R.A. Cabasan, M.M.L. Bayno, and A.J.M. Bacay. 2016. Assessment of economically important invertebrate fauna present in the coastal areas of San Pablo, Zamboanga del Sur, Philippines. *Journal of Biodiversity and Environmental Sciences* 8: 73–79.
- Tania, A.L., F. Yulianda, and L. Adrianto. 2014. Community social-ecology dynamics on madak culture of coastal region, West Sumbawa. *Jurnal Ilmu dan Teknologi Kelautan Tropis* 6: 319–329. (in Indonesia).
- Unsworth, R.K.F., and L.C. Cullen. 2010. Recognising the necessity for Indo-Pacific seagrass conservation. *Conservation Letters* 3: 63–73.
- Unsworth, R.K.F., L.C. Cullen-Unsworth, and L.M. Nordlund. 2019. Seagrass meadows support global fisheries production. *Conservation Letters* 12: e12566.
- Unsworth, R.K.F., S.L. Hinder, O.G. Bodger, and L.C. Cullen-Unsworth. 2014. Food supply depends on seagrass meadows in the coral triangle. *Environmental Research Letters* 9: 094005.
- Unsworth, R.K.F., B.L. Jones, R. Ambo-Rappe, Y.A. La Nafie, A. Irawan, U.E. Hernawan, A.M. Moore, and L.C. Cullen-Unsworth. 2018. Indonesia's globally significant seagrass meadows are under widespread threat. *Science of the Total Environment* 634: 279–286.
- Unsworth, R.K.F., E. Wylie, D.J. Smith, and J. Bell. 2007. Diel trophic structuring of seagrass bed fish assemblages in the Wakatobi Marine National Park, Indonesia. *Estuarine, Coastal and Shelf Science* 72: 81–88.
- Vonk, J.A., M.J.A. Christianen, and J. Stapel. 2010. Abundance, edge effect and seasonality of fauna in mixed-species seagrass meadows in Southwest Sulawesi, Indonesia. *Marine Biology Research* 6: 282–291.
- Vonk, J.A., M.H.J. Pijnappels, and J. Stapel. 2008. In situ quantification of *Tripneustes gratilla* grazing and its effects on three co-occurring tropical seagrass species. *Marine Ecology Progress Series* 360: 107–114.
- Vroom, P.S., and C.L. Braun. 2010. Benthic composition of a healthy subtropical reef: Base line species-level percent cover, with an emphasis on reef algae, in the Northwestern Hawaiian Islands. *Public Library of Science ONE* 5: e9733.
- Won, J.H., J.S. Kang, S.Y. Seo, W.R. Kim, W.K. Paek, and D.H. Kim. 2012. Distribution of marine invertebrates of Biguem-do Island, Sinan-gun, Jeollanam-do. *Korea. Journal of Korean Nature* 5: 52–58.

**Publisher's Note** Springer Nature remains neutral with regard to jurisdictional claims in published maps and institutional affiliations.

## AUTHOR BIOGRAPHIES

**Furkon** is a doctoral candidate at the Hasanuddin University. Furkon studies the assessment of seagrass gleaned fisheries. He has been interested in seagrass research since being an undergraduate when he studied the bioaccumulation of heavy metal in *Enhallus acoroides*. *Address:* Department of Marine Science, Faculty of Marine Science and Fisheries, Hasanuddin University, Tamalanrea Km 10, Makassar 90245, Indonesia.  
e-mail: Furkon.s.kel@gmail.com

**Natsir Nessa** is a professor in marine ecology at the Faculty of Marine Science and Fisheries. Prof Natsir earned a Ph.D in Environment and Natural Resources Management from The Bogor Agriculture Institute (IPB), Indonesia. His main research interests are Fisheries and Ecosystem Management. *Address:* Department of Marine Science, Faculty of Marine Science and Fisheries, Hasanuddin University, Tamalanrea Km 10, Makassar 90245, Indonesia.  
e-mail: m.natsirnessa@yahoo.com

**Rohani Ambo-Rappe** is a professor in marine ecology at the Faculty of Marine Science and Fisheries. Prof Rohani earned a Ph.D. in marine science from The University of Newcastle, Australia. She is the recipient of national and international research grants and conducted some research collaboration on various topics related to seagrass ecosystem services and restoration. *Address:* Department of Marine Science, Faculty of Marine Science and Fisheries, Hasanuddin University, Tamalanrea Km 10, Makassar 90245, Indonesia.  
e-mail: rohani.amborappe@gmail.com

**Leanne Claire Cullen-Unsworth** is a Senior Research Fellow at the Sustainable Places Research Institute, Cardiff University. Her research interests include marine social-ecological systems, seagrass ecology and fisheries. *Address:* Sustainable Places Research Institute, Cardiff University, 33 Park Place, Cardiff CF10 3BA, UK.  
*Address:* Project Seagrass, 33 Park Place, Cardiff CF10 3BA, UK.  
e-mail: cullen-unsworthlc@cardiff.ac.uk

**Richard Kazimierz Frank Unsworth** (✉) is a Lecturer at Swansea University UK. He is also the founding director of conservation charity Project Seagrass. His research focuses on the conservation ecology of seagrass ecosystems. *Address:* Seagrass Ecosystems Research Group, College of Science, Swansea University, Wallace Building, Swansea SA2 8PP, UK.  
*Address:* Project Seagrass, 33 Park Place, Cardiff CF10 3BA, UK.  
e-mail: r.k.f.unsworth@swansea.ac.uk

ORIGINALITY REPORT

% **15**  
SIMILARITY INDEX

% **10**  
INTERNET SOURCES

% **12**  
PUBLICATIONS

% **8**  
STUDENT PAPERS

PRIMARY SOURCES

**1** Furkon, M N Nessa, R Ambo-Rappe. "Invertebrate Gleaning: Forgotten Fisheries", IOP Conference Series: Earth and Environmental Science, 2019  
Publication **%3**

**2** Submitted to Universidad de las Islas Baleares  
Student Paper **%2**

**3** link.springer.com  
Internet Source **%1**

**4** hdl.handle.net  
Internet Source **%1**

**5** David Rodríguez-Rodríguez, Iván López. "Socioeconomic effects of protected areas in Spain across spatial scales and protection levels", Ambio, 2019  
Publication **%1**

**6** www.springer.com  
Internet Source **<%1**

**7** Rohani Ambo-Rappe, Muhammad Natsir Nessa,

Husain Latuconsina, Dmitry L. Lajus.  
"Relationship between the tropical seagrass bed characteristics and the structure of the associated fish community", Open Journal of Ecology, 2013

Publication

<% 1

8

[journals.upd.edu.ph](http://journals.upd.edu.ph)

Internet Source

<% 1

9

Bertelli, Chiara M., and Richard K.F. Unsworth.  
"Protecting the hand that feeds us: Seagrass (Zostera marina) serves as commercial juvenile fish habitat", Marine Pollution Bulletin, 2013.

Publication

<% 1

10

Lina Mtwana Nordlund, Martin Gullström.  
"Biodiversity loss in seagrass meadows due to local invertebrate fisheries and harbour activities", Estuarine, Coastal and Shelf Science, 2013

Publication

<% 1

11

[mapageweb.umontreal.ca](http://mapageweb.umontreal.ca)

Internet Source

<% 1

12

[researchonline.jcu.edu.au](http://researchonline.jcu.edu.au)

Internet Source

<% 1

13

Branch, G.. "The effects of marine protected areas on the population dynamics of a South African limpet, *Cymbula oculus*, relative to the

<% 1

# influence of wave action", Biological Conservation, 200312

Publication

14

Submitted to University of South Florida

Student Paper

<% 1

15

[journals.plos.org](http://journals.plos.org)

Internet Source

<% 1

16

Siebert, T.. "Influences of biological interactions on community structure within seagrass beds and sandprawn-dominated sandflats", Journal of Experimental Marine Biology and Ecology, 20070102

Publication

<% 1

17

[www.jbc.org](http://www.jbc.org)

Internet Source

<% 1

18

Submitted to Edith Cowan University

Student Paper

<% 1

19

Submitted to University of the Philippines Los Banos

Student Paper

<% 1

20

[bioone.org](http://bioone.org)

Internet Source

<% 1

21

[digital.library.adelaide.edu.au](http://digital.library.adelaide.edu.au)

Internet Source

<% 1

22

[www.eepsea.org](http://www.eepsea.org)

Internet Source

<% 1

23

[www.marinespatialecologylab.org](http://www.marinespatialecologylab.org)

Internet Source

<% 1

24

Submitted to Southern Cross University

Student Paper

<% 1

25

Submitted to Cardiff University

Student Paper

<% 1

26

Urbanization Biodiversity and Ecosystem Services Challenges and Opportunities, 2013.

Publication

<% 1

27

[www.un.org](http://www.un.org)

Internet Source

<% 1

28

Elisa Alonso Aller, Martin Gullström, Floriaan K J Eveleens Maarse, Michaela Gren et al. "Single and joint effects of regional- and local-scale variables on tropical seagrass fish assemblages", Marine Biology, 2014

Publication

<% 1

29

Petra Benyei, Guadalupe Arreola, Victoria Reyes-García. "Storing and sharing: A review of indigenous and local knowledge conservation initiatives", Ambio, 2019

Publication

<% 1

30

[cronfa.swan.ac.uk](http://cronfa.swan.ac.uk)

Internet Source

<% 1

31

Submitted to Imperial College of Science,  
Technology and Medicine

Student Paper

<% 1

32

[dspace.uevora.pt](http://dspace.uevora.pt)

Internet Source

<% 1

33

Submitted to Chester College of Higher  
Education

Student Paper

<% 1

34

[www.ecologyandsociety.org](http://www.ecologyandsociety.org)

Internet Source

<% 1

35

Richard K.F. Unsworth, Elizabeth Wylie, David  
J. Smith, James J. Bell. "Diel trophic structuring  
of seagrass bed fish assemblages in the  
Wakatobi Marine National Park, Indonesia",  
Estuarine, Coastal and Shelf Science, 2007

Publication

<% 1

36

[www.jneurosci.org](http://www.jneurosci.org)

Internet Source

<% 1

37

[www.tandfonline.com](http://www.tandfonline.com)

Internet Source

<% 1

38

[thescipub.com](http://thescipub.com)

Internet Source

<% 1

Submitted to University of Essex

---

EXCLUDE QUOTES ON  
EXCLUDE ON  
BIBLIOGRAPHY

EXCLUDE MATCHES < 5  
WORDS